



March 17, 2020 Post-Election Profile

282 Precincts in the Election

88 Polling Locations

40 Districts

- 4 Federal
- 2 State
- 9 State Legislative
- 2 Court of Appeals
- 14 County
- 1 Municipal
- 2 Township
- 1 Library
- 4 School
- 1 Precinct

58 Candidates

- 16 Federal
- 15 Judicial
- 18 State Legislative
- 9 County

9 Issues

- 1 Municipal
- 2 Township
- 1 Library
- 4 School
- 1 Local Option

247,089 Registered Voters

18.8% Turnout

46,454 Ballots Cast

57 Ballots cast on Election Day

45,756 Ballots cast Early

641 Valid Provisional Ballots Cast

In-Person Early Voters: 8,238

- 4,219 Democrat
- 3,886 Republican
- 133 Nonpartisan

Vote by Mail Ballots Requested: 40,436

- 14,537 Democrat
- 24,131 Republican
- 1,768 Nonpartisan

Vote by Mail Ballots Returned: 36,915

- 13,041 Democrat
- 22,370 Republican
- 1,504 Nonpartisan

Other Returned Absentee Ballots: 603

- 442 Confined Voters
- 91 Military & Civilians Overseas Voters
- 70 Hand-carried and returned

Total Registered Voters: 247,089

- 24,541 Democrat
- 66,240 Republican
- 156,308 Nonpartisan/Other

Ballots Cast by Ballot Type: 46,454

- 17,824 Democrat (39%)
- 26,953 Republican (59%)
- 1,677 Nonpartisan/Other (<1%)

Challenged Absentee Ballots: 820

- 653 Late Ballots
- 51 Missing ID Envelope
- 31 Missing Signature/miscompares
- 28 Missing Identification/discrepancy
- 5 Missing Ballot Stub
- 52 Undeliverable

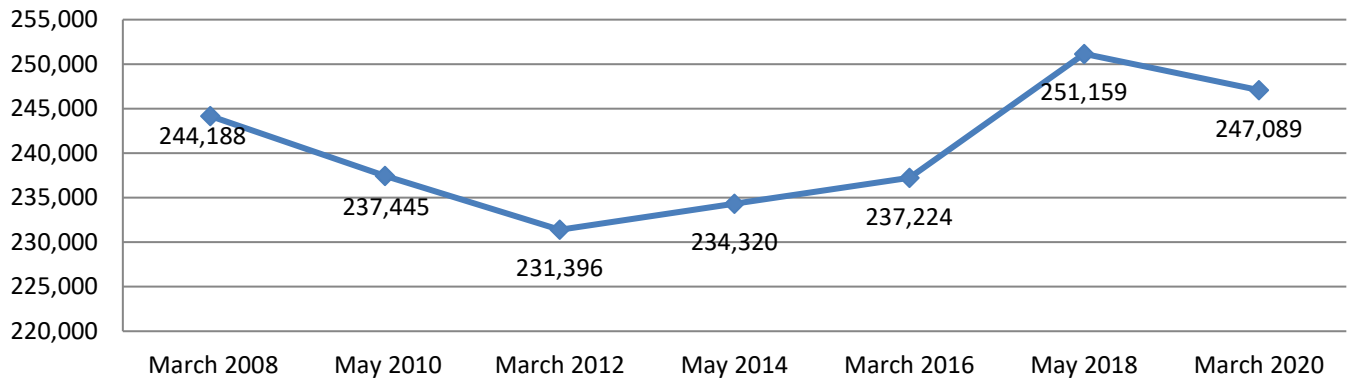
Valid Provisional Ballots: 641

- 259 Democrat
- 363 Republican
- 19 Non-partisan

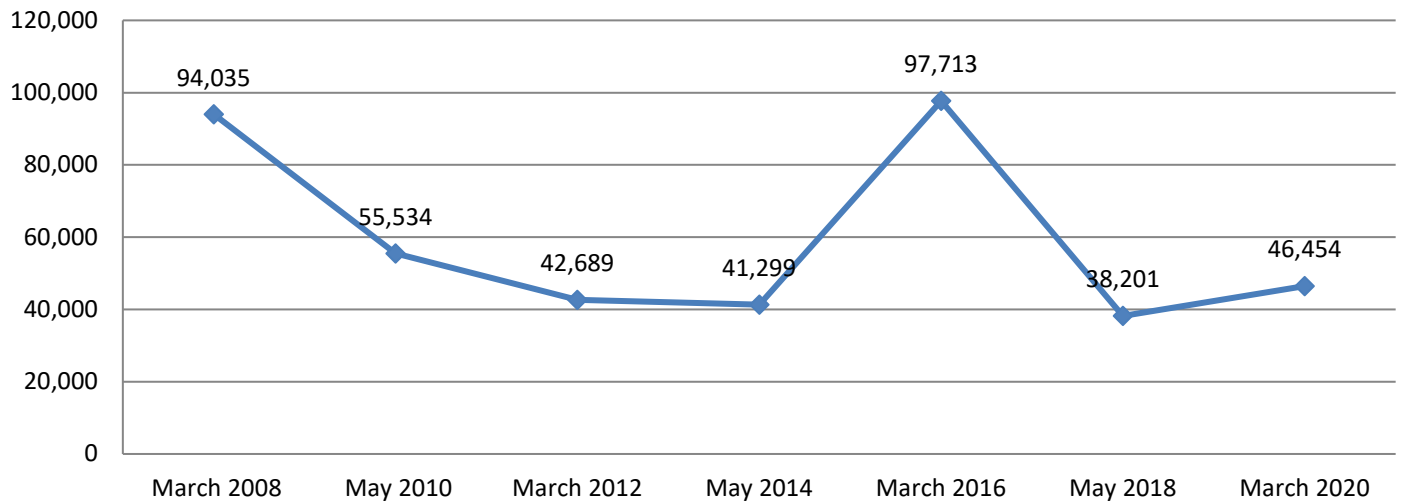
Challenged Provisional Ballots: 317

- 78 Not Registered
- 200 Voted on Election Day without Disability
- 2 Already Voted
- 1 Missing identification
- 3 Missing signature
- 26 Late/missed deadline
- 3 Missing current address
- 1 Signature miscompares
- 3 Ballot missing from provisional envelope

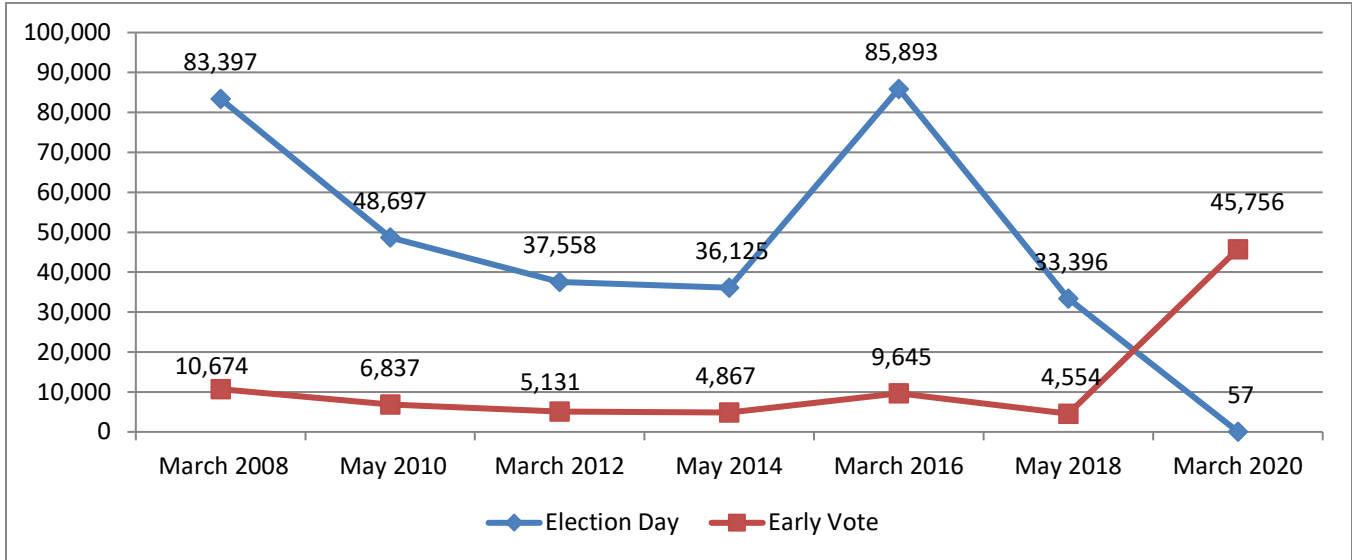
Voter Registration Trends in Even-Year Primary Elections: 2008-2020



Election Turnout in Even-Year Primary Elections: 2008-2020

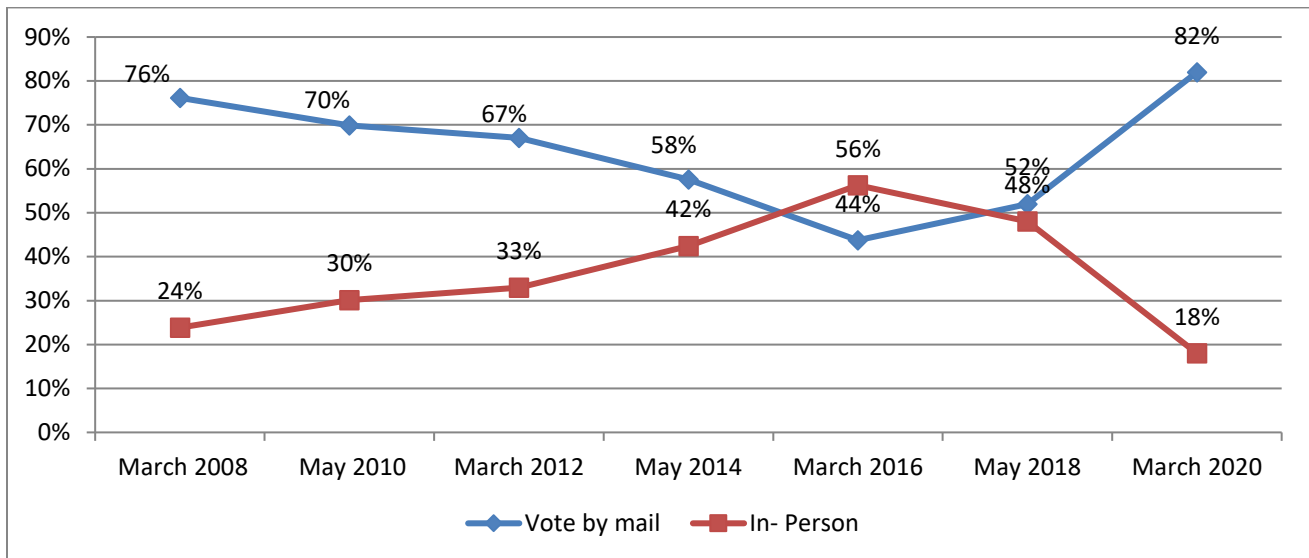


Early Voting Compared to Election Day Ballots in Even-Year Primary Elections: 2008-2020

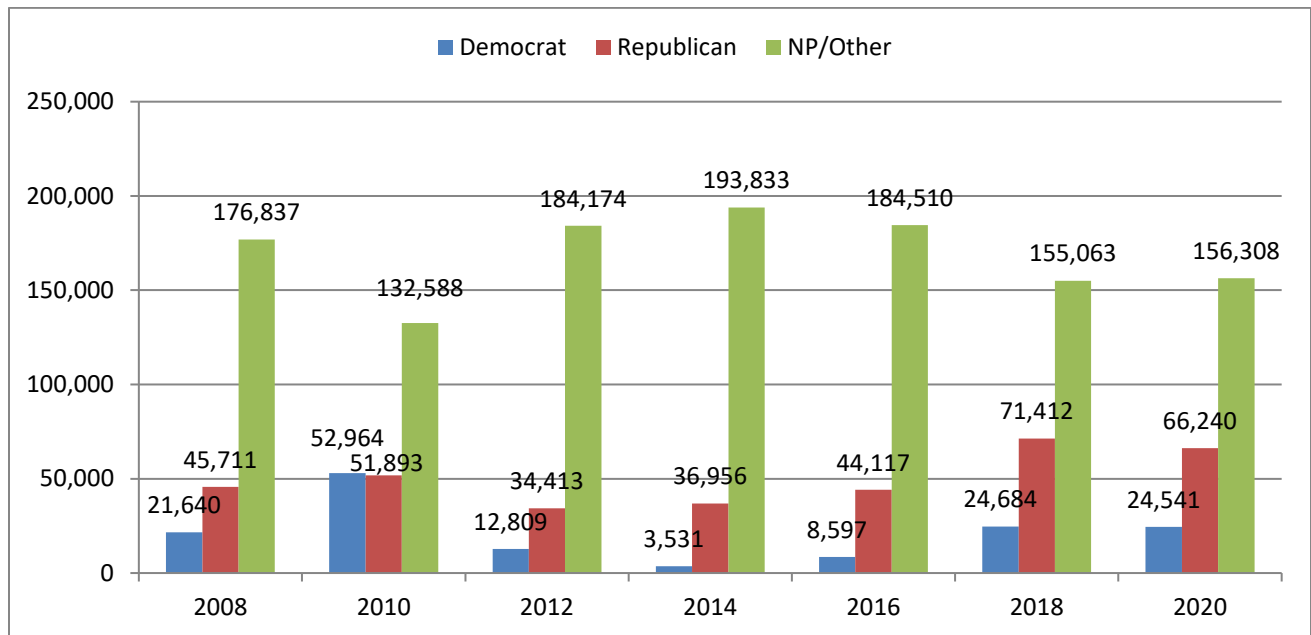


**** March 2020 election – Due to the pandemic, only voters with a disability were permitted to cast a ballot on Election Day.**

In-Person Early Voting Compared to Vote by Mail in Even-Year Primary Elections: 2008-2020



Voter Registration Trends in Even-Year Primary Elections: 2008-2020



Ballots Cast by the Voter's Party Affiliation and by Ballot Type in Even-Year Primary Elections 2008-2018

2008 March Primary

- 244,188 Registered Voters
- 94,053 Total ballots cast
- 51,450 Cast by Democrats
- 40,664 Cast by Republicans
- 10,459 Early Ballots Cast (11%)
- 83,594 Election Day Ballots Cast (89%)
- 3,319 Valid Provisional Ballots Cast (4%)

2010 May Primary

- 237,445 Registered Voters
- 55,534 Total ballots cast
- 13,142 Cast by Democrats
- 35,113 Cast by Republicans
- 7,279 Cast by Other/Nonpartisan
- 6,041 Early Ballots Cast (10.9%)
- 49,493 Election Day Ballots Cast (89%)
- 655 Valid Provisional Ballots Cast (1%)

2012 March Primary

- 231,396 Registered Voters
- 42,689 Total ballots cast
- 3,770 Cast by Democrats
- 38,625 Cast by Republicans
- 294 Cast by Other/Nonpartisan
- 5,093 Early Ballots Cast (12%)
- 37,596 Election Day Ballots Cast (88%)
- 342 Valid Provisional Ballots Cast (0.8%)

2014 May Primary

- 234,320 Registered Voters
- 41,299 Total ballots cast
- 7,542 Cast by Democrats
- 30,004 Cast by Republicans
- 3,753 Cast by Other/Nonpartisan
- 4,867 Early Ballots Cast (12%)
- 36,125 Election Day Ballots Cast (87%)
- 307 Valid Provisional Ballots Cast (<1%)

2016 March Primary

- 237,224 Registered Voters
- 97,713 Total ballots cast
- 25,333 Cast by Democrats
- 71,338 Cast by Republicans
- 1,042 Cast by Other/Nonpartisan
- 9,645 Early Ballots Cast (10%)
- 85,893 Election Day Ballots Cast (88%)
- 2,175 Valid Provisional Ballots Cast (2%)

2018 May Primary

- 251,159 Registered Voters
- 38,201 Total ballots cast
- 11,325 Cast by Democrats
- 25,330 Cast by Republicans
- 1,546 Cast by Other/Nonpartisan
- 4,554 Early Ballots Cast (12%)
- 33,396 Election Day Ballots Cast (87%)
- 251 Valid Provisional Ballots Cast (<1%)