



Butler County General Health District  
Seasonal Influenza-Associated Hospitalizations Report  
MMWR Week 20  
5/15/2022 – 5/21/2022

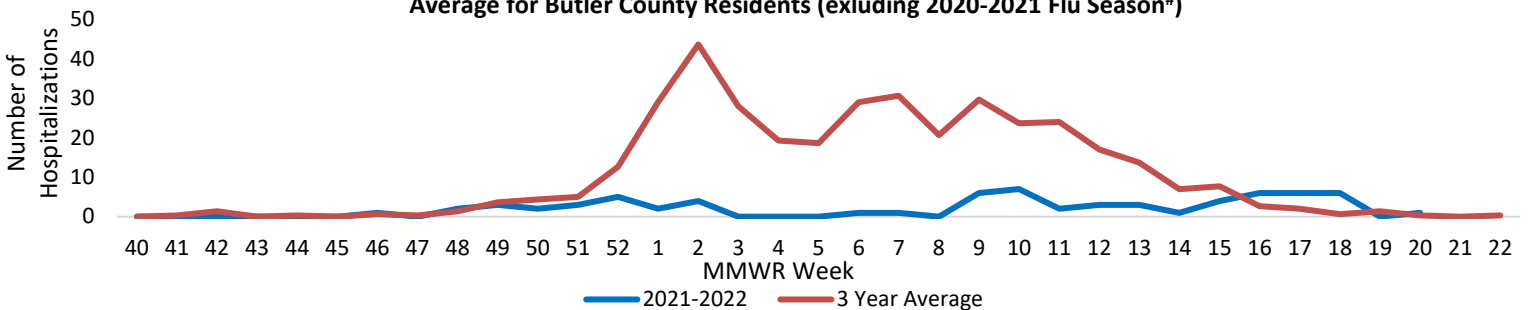
Weekly Influenza-associated Hospitalizations Activity Summary:  
Butler County (MMWR Week 20, ending on 5/21/2022):

Butler County saw one confirmed influenza-associated hospitalization for MMWR week 20 ending 5/21/2022. This is a total of sixty-nine confirmed influenza-associated hospitalizations for the 2021-2022 influenza season thus far in Butler County. It is important to keep in mind that influenza itself is not reportable; only influenza-related hospitalizations. Thus, surveillance on influenza and other respiratory illnesses is difficult to track on a local level. The best way to prevent influenza infection is to get vaccinated.

Table 1.* Confirmed Influenza-associated Hospitalizations Butler County Residents, 2021-2022 Influenza Season		
MMWR Week	Week Ending	Weekly Total
45	11/13/2021	0
46	11/20/2021	1
47	11/27/2021	0
48	12/04/2021	2
49	12/11/2021	3
50	12/18/2021	2
51	12/25/2021	3
52	1/1/2022	5
1	1/8/2022	2
2	1/15/2022	4
3	1/22/2022	0
4	1/29/2022	0
5	2/5/2022	0
6	2/13/2022	1
7	2/19/2022	1
8	2/26/2022	0
9	3/5/2022	6
10	3/12/2022	7
11	3/19/2022	2
12	3/26/2022	3
13	4/2/2022	3
14	4/9/2022	1
15	4/16/2022	4
16	4/23/2022	6
17	4/30/2022	6
18	5/7/2022	6
19	5/14/2022	0
20	5/21/2022	1
<b>Season Total (thus far):</b>	<b>As of 5/21/2022</b>	<b>69</b>

Butler County Weekly Surveillance

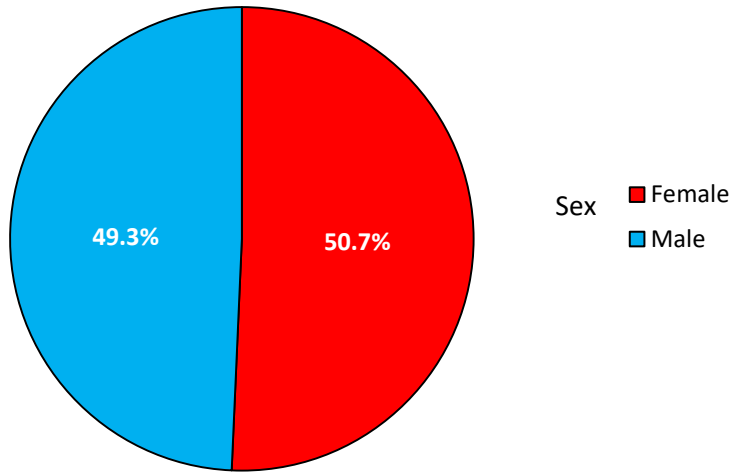
Figure 1. Newly Confirmed Influenza-Associated Hospitalizations by MMWR Week with Past 3-Year Baseline Average for Butler County Residents (excluding 2020-2021 Flu Season\*)



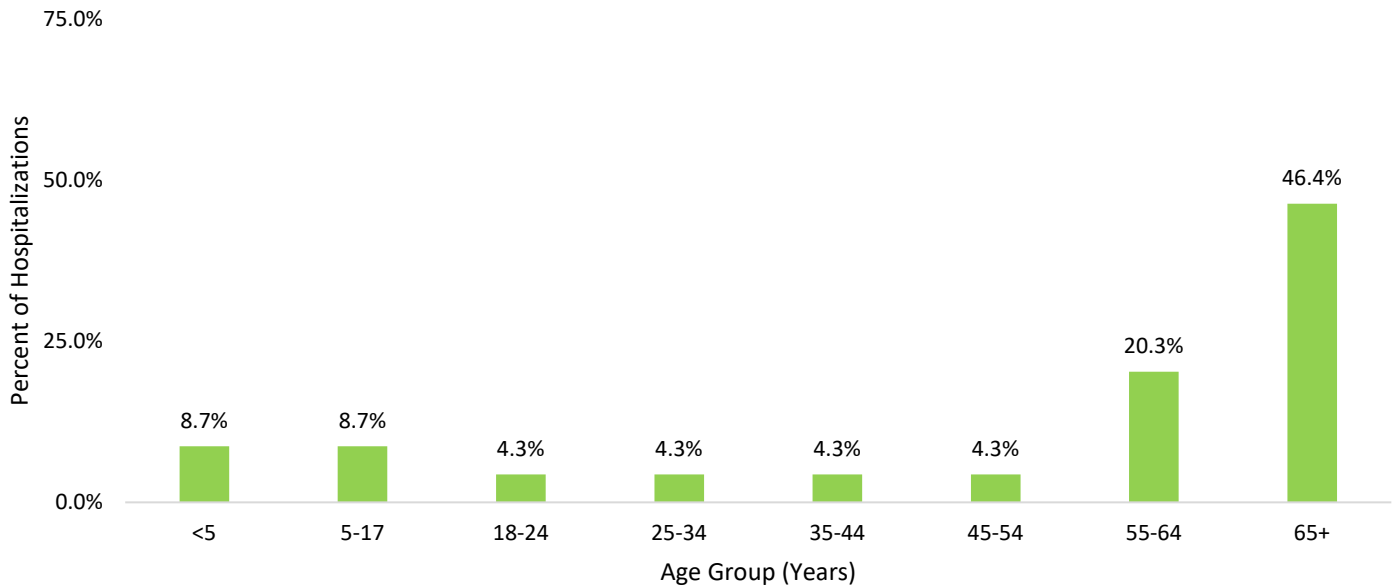
\*Data is provisional-Butler County influenza-associated hospitalization cases are included in counts for Tables 1 and 2 and are subject to change due to delays in reporting. Report reflects time period of 10/2/2021-5/21/2022 (MMWR Week 40 to Week 20 of 2022). Data accessed from the Ohio Disease Reporting System (ODRS) on 5/26/2022. \*3 year average does not include the 2020-2021 flu season.

## Butler County Demographics

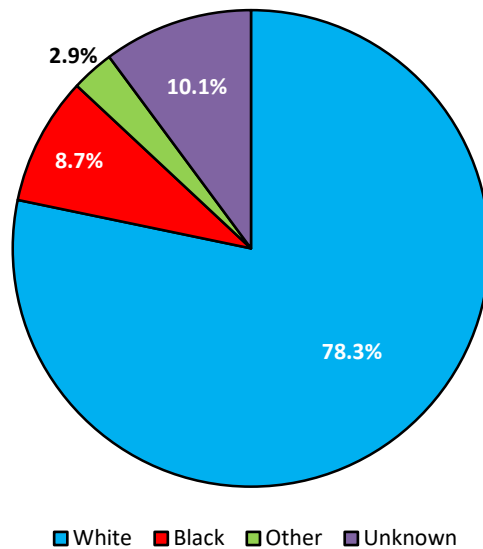
**Figure 2. Percent of Hospitalizations by Sex**



**Figure 3. Percent of Hospitalizations by Age Group**

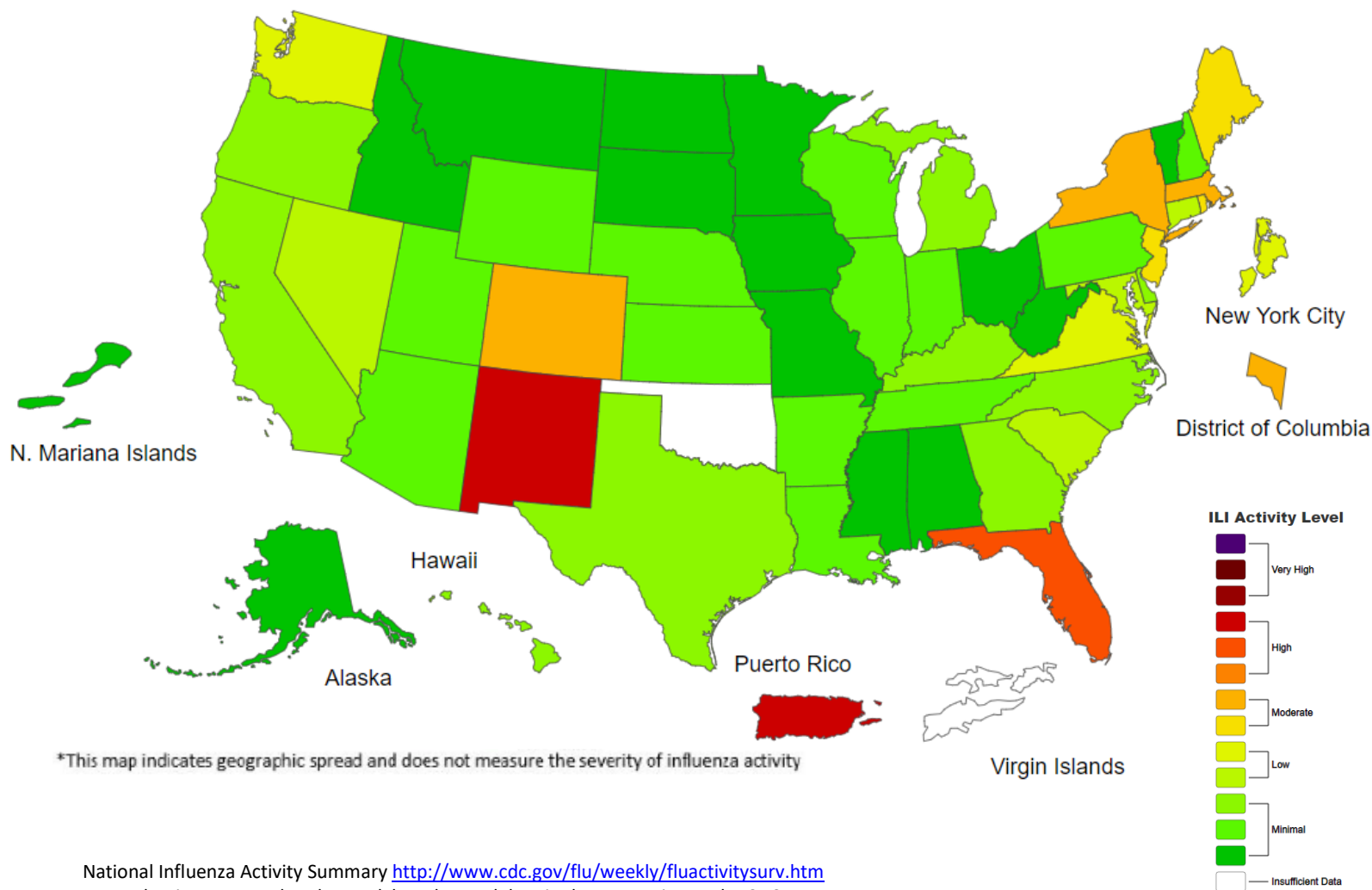


**Figure 4. Percent of Hospitalizations by Race**



\*Other includes but is not limited to American Indian or Alaskan Native, Hawaiian Native or Pacific Islander, or refused to answer.

## 2021-22 Influenza Season Week 19 ending May 14, 2022



### Sources of Influenza Surveillance Data

**Influenza-associated Hospitalizations (ODRS):** Influenza-associated hospitalizations are reported to local health departments for entry into the Ohio Disease Reporting System (ODRS). Hospitalizations can be used as an indicator of the severity of illness during a particular influenza season. This condition became reportable in 2009.

For further information or questions, please contact:  
 Stephanie Norman, Public Health Nurse  
 Butler County General Health District, 513-863-1770