



Butler County General Health District's 114th COVID-19 Update (04/30/2022)

Confirmed and Probable COVID-19 Cases Reported to Butler County*

Butler County Residents, 2020-22

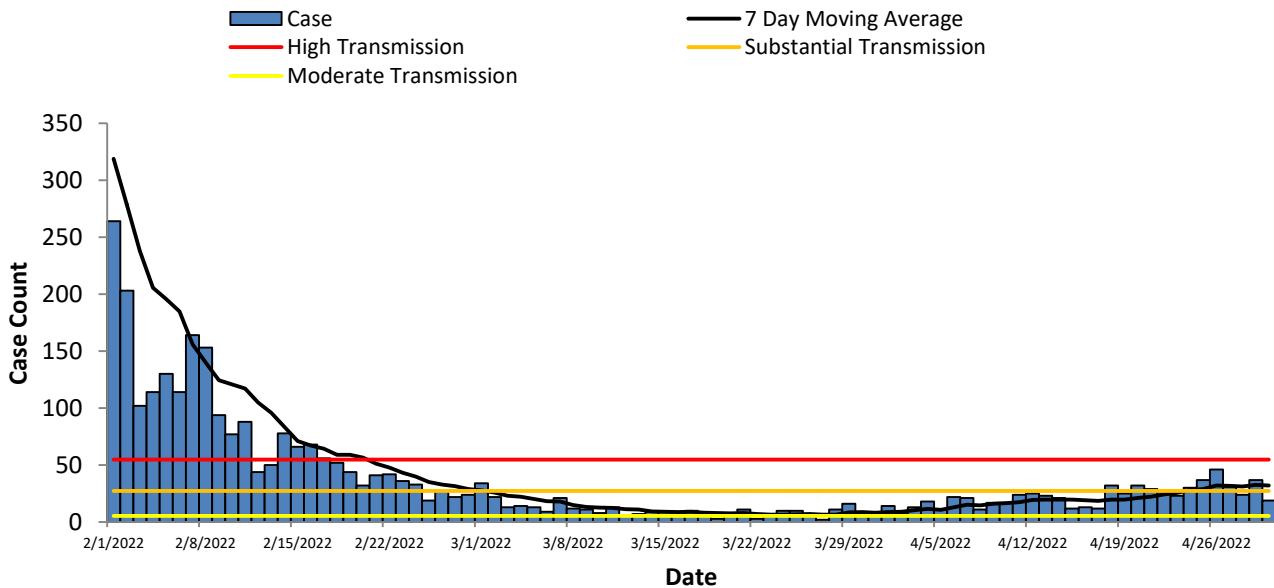
Total # of Cases (04/30):	94,460*
ODH verified Deaths (04/30):	1,147**
Hospitalizations (04/30):	3,228
First Case Reported:	3/11/2020
Last Case Reported (so far):	04/30/2022
Confirmed Cases:	71,422
Probable Cases:	23,038
Age Range:	<1-103
Median Age:	36
Mean Age:	38.1
Incidence (thru 04/30):	24,654.6 per 100,000
Prevalence (thru 04/30):	24.7% of BC population
7-Day Positivity Rate (05/05):	8.7%# of tests performed in BC

Table 1: CDC Indicators		
Indicator	Butler County New Cases over 7 days	Status Level According to CDC
Community Level	-	Low
Positivity Rate	8.68 % of tests performed in Butler County	Substantial Positivity (8.00-9.99% of tests)
Incidence per 100,000 population	57.4 per 100,000	Substantial Spread (49.99-99.99 per 100,000)

The Butler County General Health District will continue to monitor transmission levels based on previous CDC indicators; however, generalized guidance will now be based on the CDC's Community Level indicators.

Transmission rose approximately 25% resuming the trend seen two weeks ago of rapidly increasing case counts. Transmission and positivity rate place Butler County in the Substantial transmission category at over 50 cases per 100,000 people. This means that Healthcare facility guidance in Butler County is to resume requiring masks.

Figure 1. Cases by Date of Event Since February 1, 2022



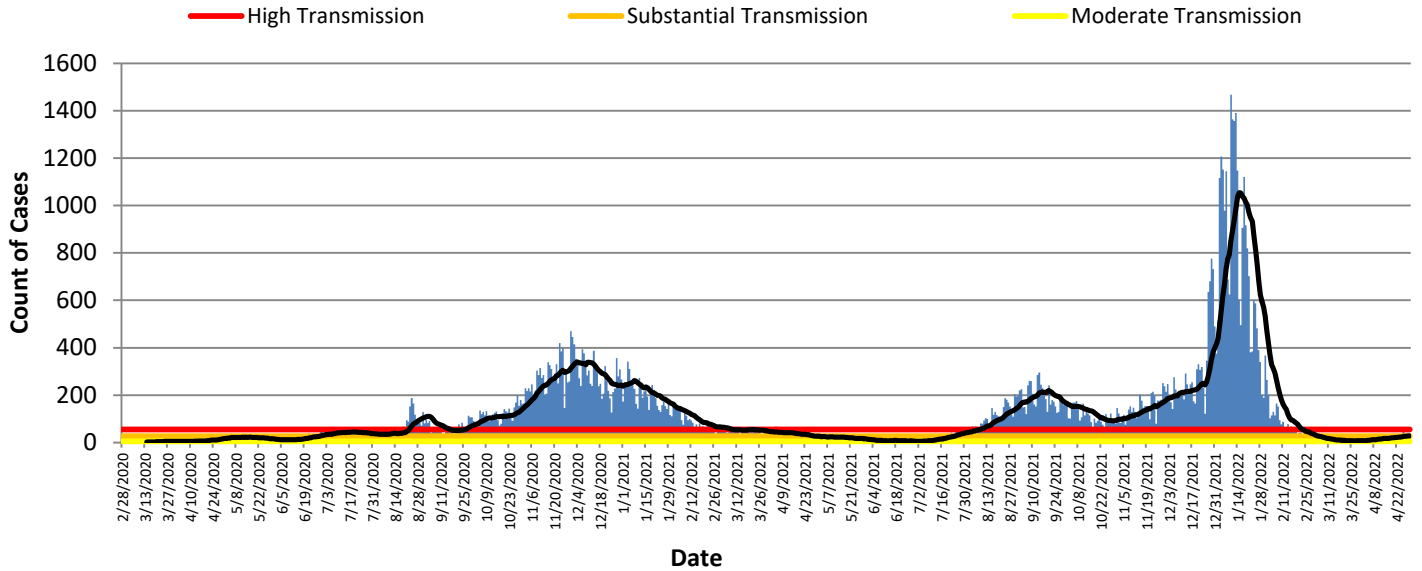
All figures show reported cases of COVID-19 in Butler County as of 0800 EDT 05/05/2022. Due to delays in reporting, the numbers of confirmed and probable cases on all figures are subject to change between reports and confirmed and probable case counts are likely to increase. *This should not be assumed to be the total disease burden of COVID-19 in Butler County only those that have been laboratory confirmed OR meet ODH probable case criteria AND reported to Public Health.

*Data is provisional – only confirmed or probable COVID-19 cases are included in counts. Report reflects time period since the introduction of SARS-CoV-2 into humans, measured in days. Data accessed from the Ohio Disease Reporting System (ODRS) on 05/05/2022 at 0800 EDT.

**Deaths are now reconciled to the Ohio Department of Health's available data to avoid discrepancies between the state and local numbers. ODH's protocol has changed to avoid reconciliation errors and now only includes those deaths that have been reconciled with Vital statistics and may not match what has been reported to the CDC which are provisional numbers. This is a lagging indicator and will be multiple weeks behind.

#Gathered from CDC's Data Tracker of Butler County 05/05/2022 0800 EDT accessible at <https://covid.cdc.gov/covid-data-tracker/#county-view>

Figure 2. Reported Cases of COVID-19 by Date of Event 2020-2022*



ZIP Code	Number of Cases	New Cases (04/24-04/30)	Change in cases from previous 7 days (04/17-04/23)	Transmission	% of Cases
45011	17345	45	73.1%	Substantial	18.4%
45044	13447	26	8.3%	Moderate	14.2%
45013	12609	29	81.3%	Substantial	13.3%
45069	12641	36	-10.0%	Substantial	13.4%
45014	11197	13	-23.5%	Moderate	11.9%
45056	6161	33	73.7%	High	6.5%
45042	6304	13	0.0%	Moderate	6.7%
45067	3892	12	50.0%	Substantial	4.1%
45050	2722	4	-33.3%	Moderate	2.9%
45015	2698	4		Moderate	2.9%
45241	1419	2	-66.7%		1.5%
45053	687	1	0.0%	Moderate	0.7%
45005	596	1	-66.7%		0.6%
45064	371	0			0.4%
45246	172	0			0.2%
45062	146	0			0.2%
Cases lacking zip code information or from zip codes with too few cases	2,053	5		-	2.2%
Butler County (inclusive)	94,460	224	44 (24.44%)	Substantial	100%

Zip-codes that have transmissions not rated have most of their populations outside of Butler County. Zip-codes with too few cases have been removed for privacy concerns.

New Cases are determined by "Date of Event" which is when the case was ill/tEDT was collected. CDC determines new cases by "Date of Report".

Table 2 shows the zip-code level data that is new for this week. 45056 is now in High transmission. The cases seen the past two weeks in 45056 are predominately college-aged individuals.

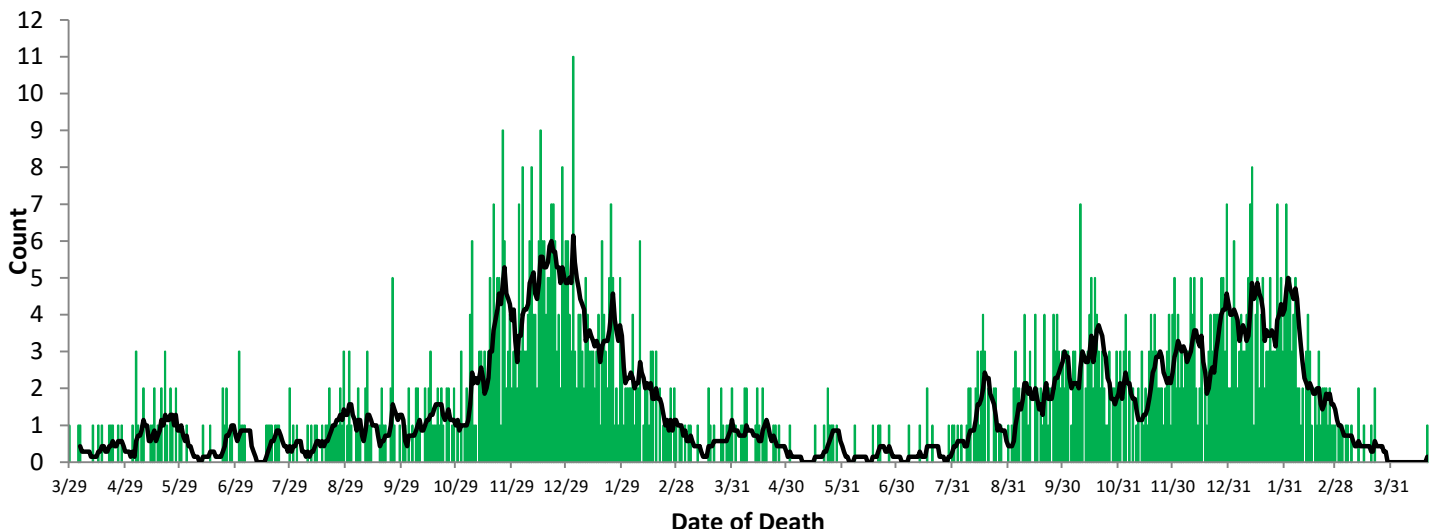
All figures show reported cases of COVID-19 in Butler County as of 0800 EDT 05/05/2022. Due to delays in reporting, the numbers of confirmed and probable cases on all figures are subject to change between reports and confirmed and probable case counts are likely to increase. *This should not be assumed to be the total disease burden of COVID-19 in Butler County only those that have been laboratory confirmed OR meet ODH probable case criteria AND reported to Public Health.

*Data is provisional – only confirmed or probable COVID-19 cases are included in counts. Report reflects time period since the introduction of SARS-CoV-2 into humans, measured in days. Data accessed from the Ohio Disease Reporting System (ODRS) on 05/05/2022 at 0800 EDT.

**Deaths are now reconciled to the Ohio Department of Health's available data to avoid discrepancies between the state and local numbers. ODH's protocol has changed to avoid reconciliation errors and now only includes those deaths that have been reconciled with Vital statistics and may not match what has been reported to the CDC which are provisional numbers. This is a lagging indicator and will be multiple weeks behind.

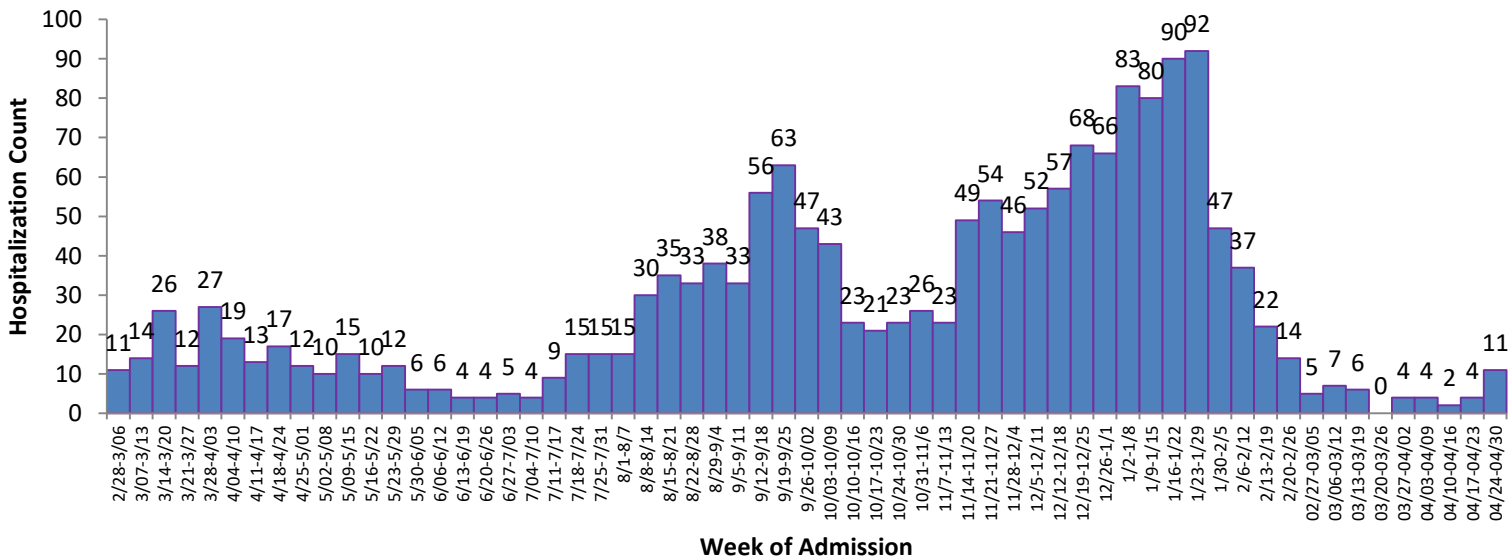
#Gathered from CDC's Data Tracker of Butler County 05/05/2022 0800 EDT accessible at <https://covid.cdc.gov/covid-data-tracker/#county-view>

Figure 3. Confirmed COVID-19 Deaths by date of death, 2020-22**



Figures 3 and 4 show severe case outcomes. These are both lagging indicators since it typically takes time for a case to succumb to COVID and well over a month for a COVID-19 death to be verified. Deaths will take about 4-6 weeks to begin to register for last week. Hospitalizations are currently declining, and death reports from the omicron surge are still coming in, but it appears to be tapering off.

Figure 4. COVID-19 Hospitalizations of Butler County Residents by Week since the first week of March 2021



All figures show reported cases of COVID-19 in Butler County as of 0800 EDT 05/05/2022. Due to delays in reporting, the numbers of confirmed and probable cases on all figures are subject to change between reports and confirmed and probable case counts are likely to increase. *This should not be assumed to be the total disease burden of COVID-19 in Butler County only those that have been laboratory confirmed OR meet ODH probable case criteria AND reported to Public Health.

**Data is provisional – only confirmed or probable COVID-19 cases are included in counts. Report reflects time period since the introduction of SARS-CoV-2 into humans, measured in days. Data accessed from the Ohio Disease Reporting System (ODRS) on 05/05/2022 at 0800 EDT.

**Deaths are now reconciled to the Ohio Department of Health's available data to avoid discrepancies between the state and local numbers. ODH's protocol has changed to avoid reconciliation errors and now only includes those deaths that have been reconciled with Vital statistics and may not match what has been reported to the CDC which are provisional numbers. This is a lagging indicator and will be multiple weeks behind.

#Gathered from CDC's Data Tracker of Butler County 05/05/2022 0800 EDT accessible at <https://covid.cdc.gov/covid-data-tracker/#county-view>